



swaminarayan

plaza

4

swaminarayan plaza 4

specifications & facilities

RCC Frame Structure

Vitrified Tiles Flooring

Conceal Electric Copper Wiring with Telephone point
Attached Toilet

Three Phase Electricity Supply in Shops & Offices

Elecators - Standard Make

Smooth Plaster Finish with Inside White Wash

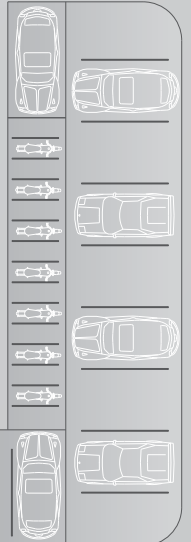
Beautiful Elevation

Basement Parking

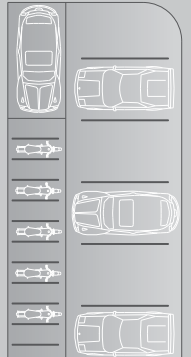
24 Hours Water Supply

24 Hours Security Service





17-0" WIDE DRIVE WAY



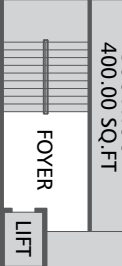
SHOP-18
300'X100"
400.00 SQ.FT

SHOP-17
300'X100"
400.00 SQ.FT

SHOP-16
300'X100"
400.00 SQ.FT

SHOP-15
300'X100"
400.00 SQ.FT

SHOP-14
300'X100"
400.00 SQ.FT



SHOP-13
300'X100"
400.00 SQ.FT

SHOP-12
300'X100"
400.00 SQ.FT

SHOP-11
300'X100"
400.00 SQ.FT

SHOP-10
300'X100"
400.00 SQ.FT

SHOP-09
300'X100"
400.00 SQ.FT

SHOP-08
300'X100"
400.00 SQ.FT

SHOP-07
300'X100"
400.00 SQ.FT

SHOP-06
300'X100"
400.00 SQ.FT

SHOP-05
300'X100"
400.00 SQ.FT

SHOP-04
300'X100"
400.00 SQ.FT

SHOP-03
300'X100"
400.00 SQ.FT



SHOP-19
300'X100"
400.00 SQ.FT

SHOP-20
300'X100"
400.00 SQ.FT

SHOP-21
300'X100"
400.00 SQ.FT

SHOP-22
300'X100"
400.00 SQ.FT

SHOP-23
300'X100"
400.00 SQ.FT

SHOP-54
300'X100"
400.00 SQ.FT

SHOP-53
300'X100"
400.00 SQ.FT

SHOP-52
300'X100"
400.00 SQ.FT

SHOP-51
300'X100"
400.00 SQ.FT

SHOP-50
300'X100"
400.00 SQ.FT



SHOP-24
300'X100"
400.00 SQ.FT

SHOP-25
300'X100"
400.00 SQ.FT

SHOP-26
300'X100"
400.00 SQ.FT

SHOP-27
300'X100"
400.00 SQ.FT

SHOP-28
300'X100"
400.00 SQ.FT

SHOP-29
300'X100"
400.00 SQ.FT

SHOP-30
300'X100"
400.00 SQ.FT

SHOP-31
300'X100"
400.00 SQ.FT

SHOP-32
300'X100"
400.00 SQ.FT

SHOP-33
300'X100"
400.00 SQ.FT

SHOP-34
300'X100"
400.00 SQ.FT

SHOP-40
300'X100"
400.00 SQ.FT

SHOP-41
300'X100"
400.00 SQ.FT

SHOP-42
300'X100"
400.00 SQ.FT

SHOP-43
300'X100"
400.00 SQ.FT

SHOP-44
300'X100"
400.00 SQ.FT

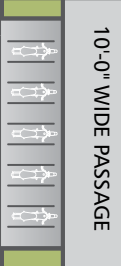
SHOP-45
300'X100"
400.00 SQ.FT

SHOP-46
300'X100"
400.00 SQ.FT

SHOP-47
300'X100"
400.00 SQ.FT

SHOP-48
300'X100"
400.00 SQ.FT

SHOP-49
300'X100"
400.00 SQ.FT



SHOP-35
150'X41.9"
835 SQ.FT

SHOP-36
147 1/2'X41.9"
815 SQ.FT

SHOP-37
147 1/2'X41.9"
815 SQ.FT

SHOP-38
150'X41.9"
835 SQ.FT

SHOP-71
150'X41.9"
835 SQ.FT

SHOP-72
147 1/2'X41.9"
815 SQ.FT

11'-6" WIDE RAMP DOWN

11'-6" WIDE RAMP UP

IN

OUT

25'-0" WIDE DRIVE WAY

31'-0" WIDE DRIVE WAY

31'-0" WIDE DRIVE WAY

25'-0" WIDE DRIVE WAY

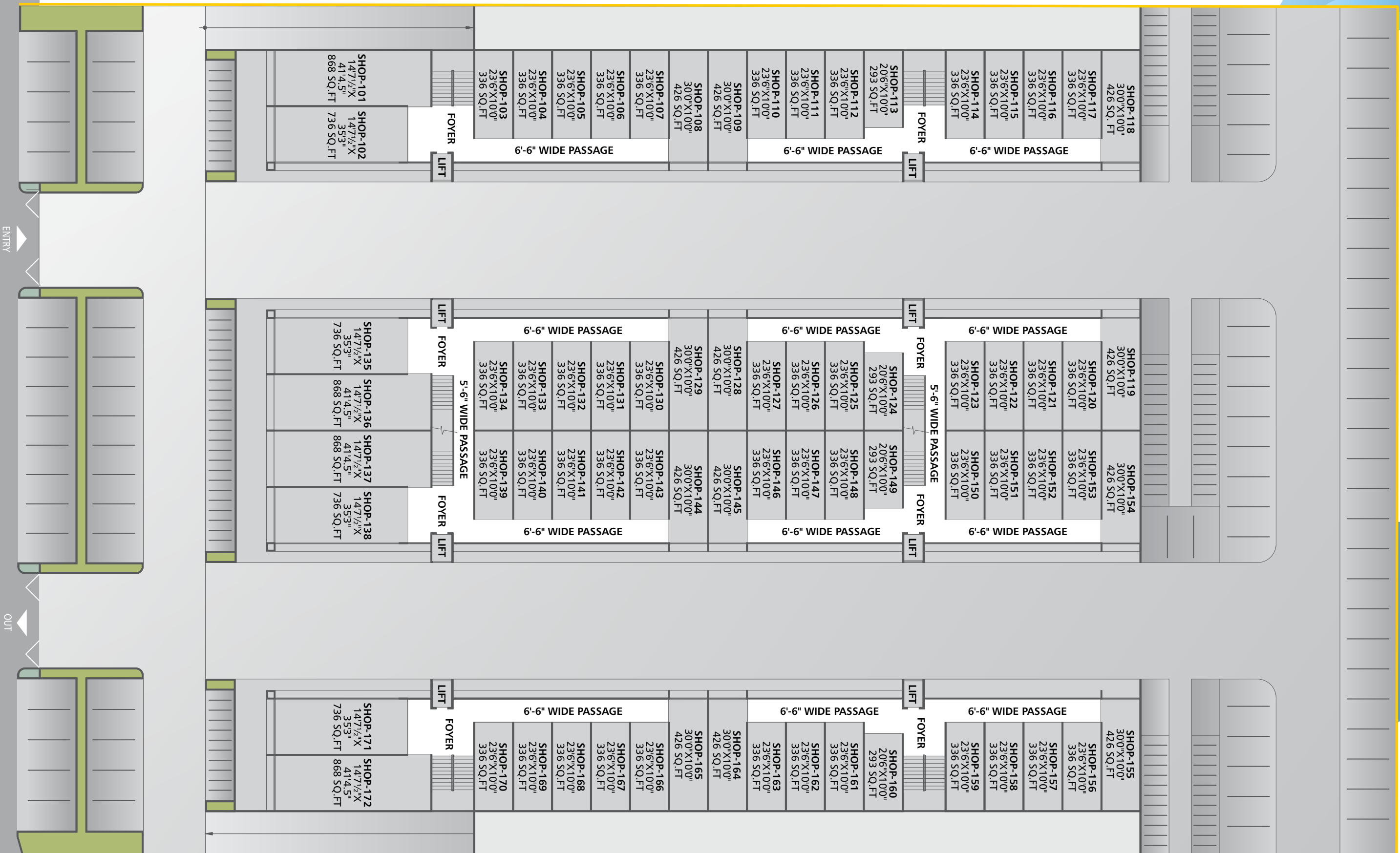
16'-6" WIDE DRIVE WAY

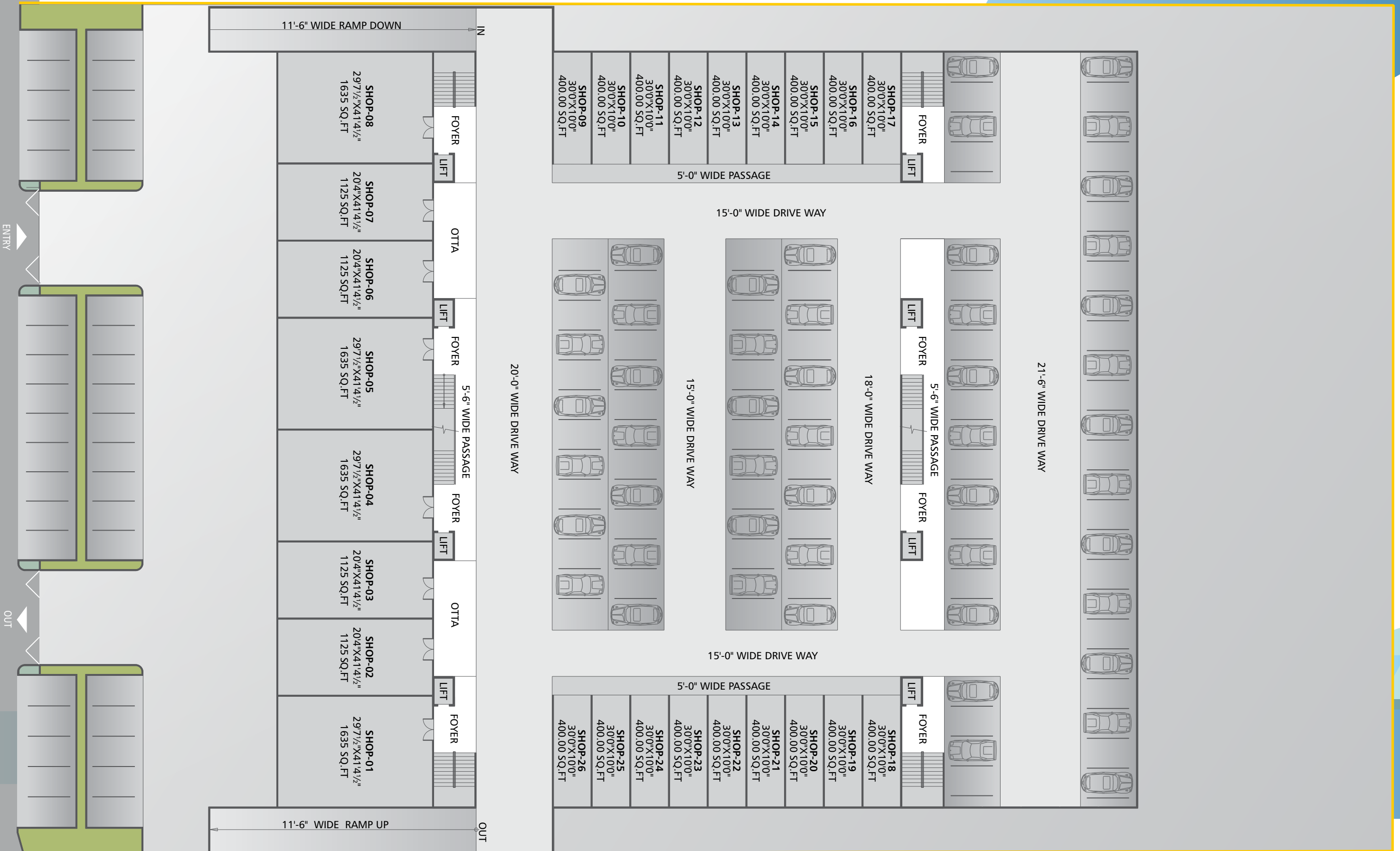
ENTRY

OUT

ground floor

typical floor
1,2,3,4







swaminarayan plaza 4

Site Address : Swaminarayan Plaza-4, Nr. Asalali Circle, Asalali, Ahmedabad.



Dharmadev
infrastructure limited
ISO 9001:2000 COMPANY

"DHARMADEV" House, Shyamal Cross Road, Satellite, Ahmedabad - 380015 Tel.: +91 79 26750364 Fax: +91 79 26731038



Booking Office
Narol cross road, opp. Gokulesh petrol pump, Narol, Ahmedabad.
Call... 9979884565 / 9909979714

MALL • COMMERCIAL • HOTEL • TOWNSHIP • RESIDENTIAL • WAREHOUSE • HOSPITAL